

HENRY SCHEIN® ANIMAL HEALTH

400 METRO PLACE NORTH, DUBLIN, OH, 43017-7545

Telephone: 614-761-9095

Toll-Free: 1-855-724-3461

Website: www.henryscheinvet.com



Every effort has been made to ensure the accuracy of the information published. However, it remains the responsibility of the readers to familiarize themselves with the product information contained on the USA product label or package insert.

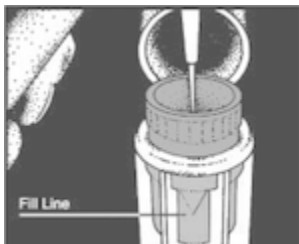
FECATECTOR

Henry Schein® Animal Health

Fecal Sample Collection Kit

For Veterinary Use Only

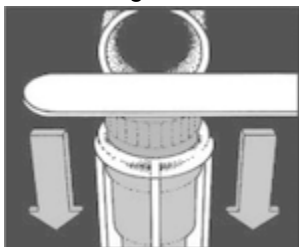
Laboratory Instructions



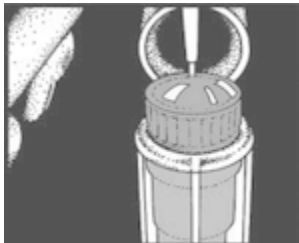
1. Fill green vial with Fecatector Flotation Medium or other medium to the tip of the arrow embossed on side of vial.



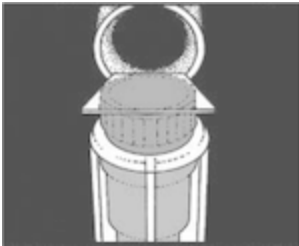
2. Rotate green insert vial back and forth to separate ova from fecal sample. Mix thoroughly.



3. Seat green insert vial firmly in place with tongue depressor (or with thumbs).



4. Fill holder completely to form a meniscus with additional Fecatector Flotation Medium, or other flotation medium.



5. Float 22mm cover slip on meniscus for 15-20 minutes.



6. Transfer cover slip to slide for microscopic examination at 100X magnification.

7. Close cap and dispose of Fecatector to prevent cross-contamination.

VetUS™

Distributed Exclusively by: Henry Schein Animal Health, Dublin, OH 43017

www.HenryScheinVet.com

	Reorder #:
50 Kits Per Box	030098

NAC No.: 1082262.2

By using this site, you agree to the [Terms of Service](#) and [Privacy Policy](#).

Updated November 3, 2015
Copyright 2015 - North American Compendiums